

## How to solve compatibility issues between Chrome navigator and some UPC Intranet access

### Installing IETab extension

- Open Chrome and access to the configuration page:



- In Extensions, go to the end of page and click on Obtain more extensions:

### Chrome

- Historial
- Extensiones**
- Configuración

### Ayuda

### Configuración

#### Iniciar sesión

Has iniciado sesión c  
[panel de control de C](#)

Desvincular tu cue

#### Al iniciar

☐ Abrir la página I


☐ Continuar como

☒ Abrir una página


#### Aspecto

Conseguir temas


☐ Permitir en modo incógnito [Configuración](#)



Privacyfix by Privacychoice 4.0.4  
Privacyfix manages all of your privacy settings in one place.  
ID: pmejhhjecaldklonlokhkgldbdbkdcni

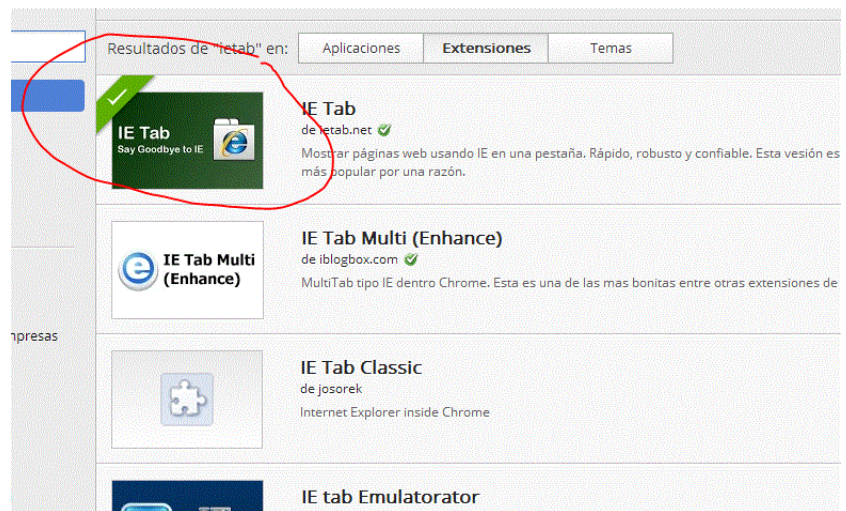
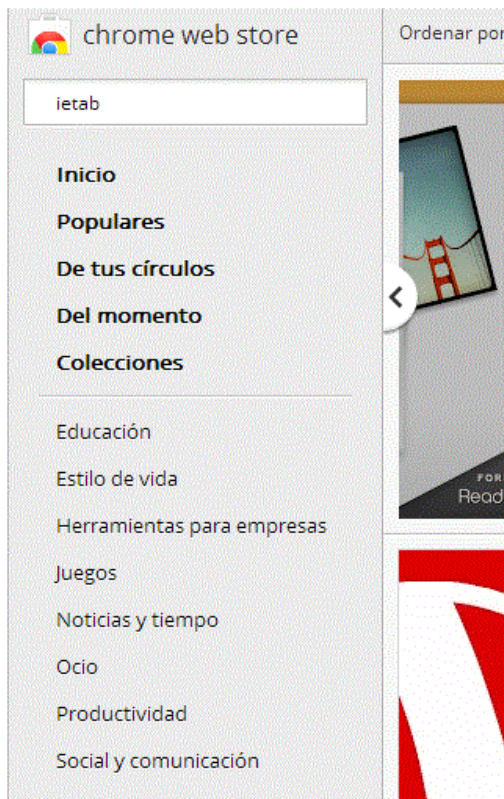


QRReader beta 0.4  
Read qrcode direct from your browser [Permisos](#) [Visitar sit](#)  
ID: bfdjglobiolninfldchakgldifphic

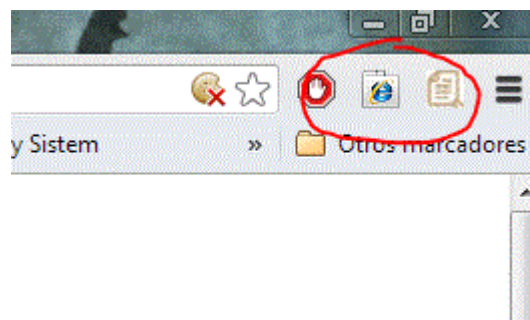


[Obtener más extensiones](#)

- In the Chrome web store page, write ietab and install the first extension found:



- Once installed an IE icon will appear in the upper right corner of Chrome. In the page with visualization or validation issues, click on the IE icon and page will reload correctly.



**Alfonso Méndez**

**June 2013**